

No. 44: Sentencing trends for trafficking in a non-commercial quantity of drugs in the higher courts of Victoria, 2002-03 to 2006-07

Introduction

This Sentencing Snapshot describes sentencing outcomes¹ for the offence of trafficking in a non-commercial quantity of drugs and details the age and gender² of people sentenced for this offence in the County and Supreme Courts of Victoria between 2002-03 and 2006-07³.

The *Drugs, Poisons and Controlled Substances Act 1981 (Vic)* provides a set of trafficking offences that distinguishes between large commercial, commercial and less than commercial quantities of illicit drugs⁴.

A person who prepares, manufactures, sells, exchanges, agrees to sell, offers for sale or has in his or her possession for sale, a drug of dependence without being authorised or licensed to do so is guilty of trafficking in a drug of dependence⁵. The maximum penalties that apply vary depending on the nature and quantity of the drug involved, as well as the age of the recipient of the drugs, with higher maximum penalties for supplying to persons aged under 18 years.

This report examines the offence of trafficking in a drug of dependence to an adult where amounts smaller than a commercial quantity were involved. This is an indictable offence that carries a maximum penalty of 15 years' imprisonment and/or a fine of up to 1800 penalty units⁶. Indictable offences are more serious offences triable before a judge and jury in the County or Supreme Court⁷.

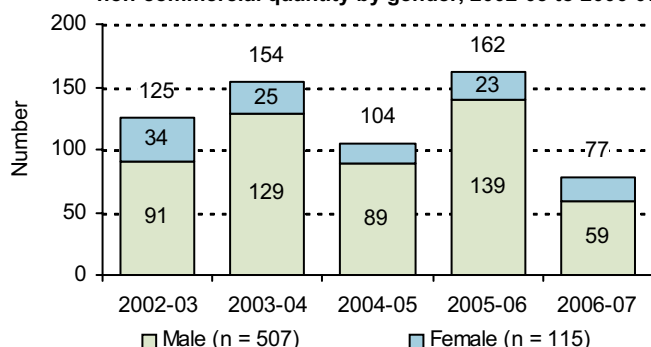
Of all people sentenced for the principal offence of drug trafficking in a non-commercial quantity, 13.2% had their cases heard in the higher courts. The remaining cases were heard in the Children's and Magistrates' Court⁸. Drug trafficking in a non-commercial quantity was the principal offence in 6.1% of cases sentenced in the higher courts between 2002-03 and 2006-07.

People sentenced

Figure 1 shows the number of people sentenced for drug trafficking in a non-commercial quantity for the period 2002-03 to 2006-07. As shown, 622 people were sentenced for drug trafficking in a non-commercial quantity over the five year period. There were 77 people sentenced for this offence in 2006-07, down by 85 people from the previous year.

Over the five years depicted, the majority of those sentenced were men (81.5% or 507 of the 622 people), including 59 of the 77 people sentenced in 2006-07.

Figure 1: The number of people sentenced for drug trafficking in a non-commercial quantity by gender, 2002-03 to 2006-07



Sentence types and trends

Figure 2 shows the total number of people sentenced for drug trafficking in a non-commercial quantity and the number who received a custodial sentence. Custodial refers to sentences that involve at least some aspect of immediate imprisonment or detention⁹. Over the five year period, 60% of people were given a custodial sentence. This peaked at 69% (86 of 125) in 2002-03 before decreasing to 54% (87 of 162) in 2005-06. In 2006-07, 57% of people sentenced (44 of 77) were given a custodial sentence.

Figure 2: The number of people sentenced for drug trafficking in a non-commercial quantity and the number who received a custodial sentence, 2002-03 to 2006-07

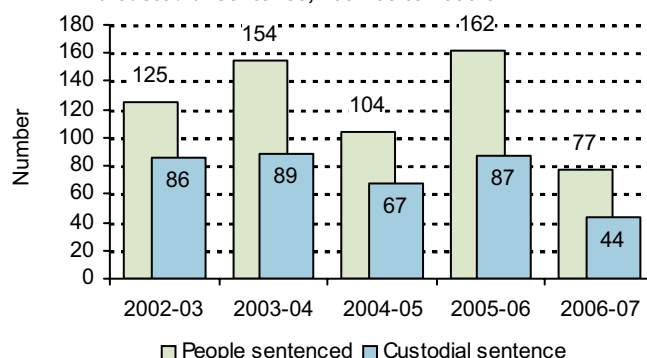


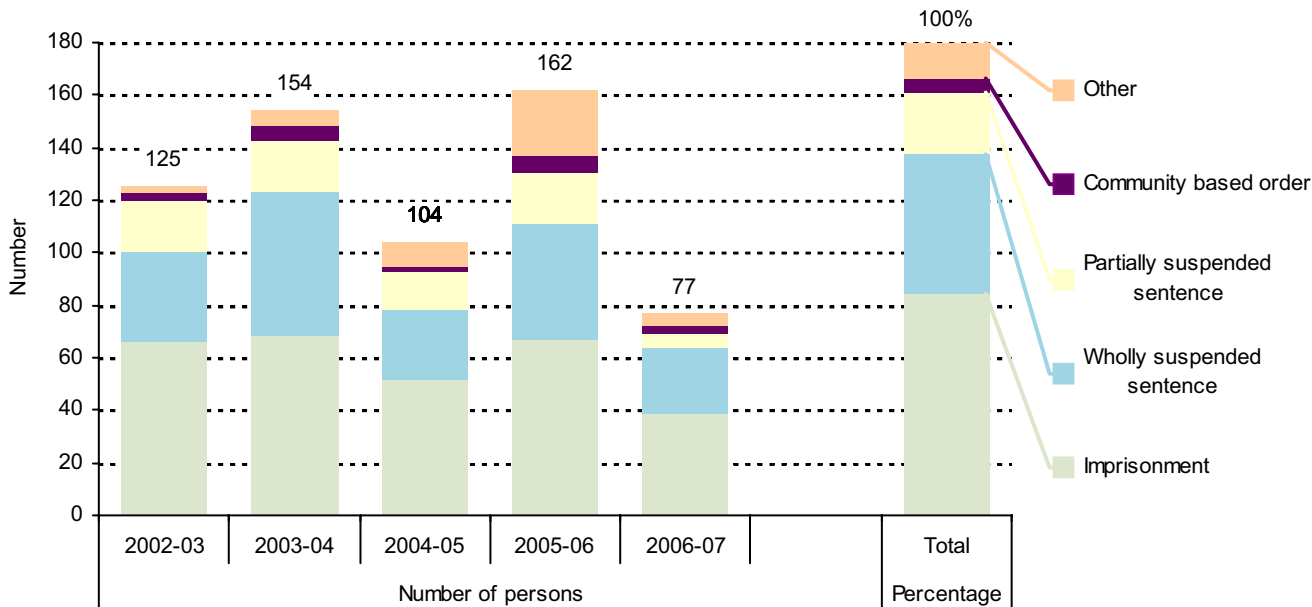
Figure 3 and Table 1 show the number of people sentenced for drug trafficking in a non-commercial quantity from 2002-03 to 2006-07 by the types of sentences imposed.

Over the five year period, around half of the people sentenced for drug trafficking in a non-commercial quantity received a period of imprisonment (47% or 292 of

622 people), while 30% received a wholly suspended sentence of imprisonment and 13% received a partially suspended sentence of imprisonment.

Imprisonment was the most common sentencing outcome each year, ranging from a low of 41% in 2005-06 to a high of 53% in 2002-03.

Figure 3: The number of people sentenced for drug trafficking in a non-commercial quantity by sentence type, 2002-03 to 2006-07



Other includes mix (wholly suspended sentence & fine), intensive correction order, adjourned undertaking with conviction, fine, adjourned undertaking without conviction, mix (partially suspended sentence & fine), mix (community based order & fine), aggregate home detention and aggregate fine.

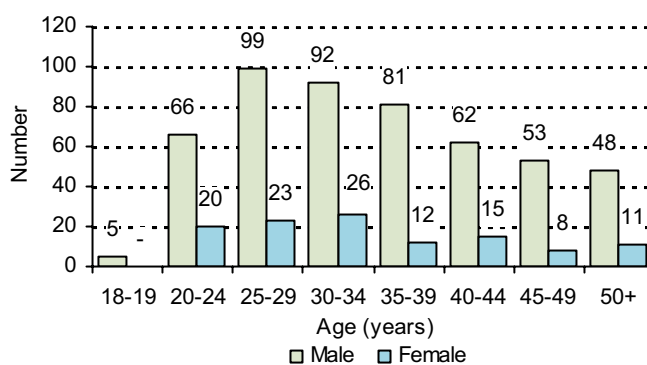
Table 1: The number and percentage of people sentenced for drug trafficking in a non-commercial quantity by sentence type, 2002-03 to 2006-07

Sentence type	02-03	03-04	04-05	05-06	06-07
Imprisonment	66 53%	68 44%	52 50%	67 41%	39 51%
Wholly suspended sentence	34 27%	55 36%	26 25%	44 27%	25 32%
Partially suspended sentence	20 16%	20 13%	15 14%	20 12%	5 6%
Community based order	3 2%	5 3%	2 2%	6 4%	3 4%
Mix (wholly suspended sentence & fine)	1 <1%	0 -	4 4%	10 6%	0 -
Intensive correction order	1 <1%	3 2%	2 2%	7 4%	2 3%
Adjourned undertaking with conviction	0 -	0 -	2 2%	4 2%	0 -
Fine	0 -	2 1%	1 <1%	0 -	1 1%
Adjourned undertaking without conviction	0 -	0 -	0 -	2 1%	1 1%
Mix (partially suspended sentence & fine)	0 -	1 <1%	0 -	0 -	0 -
Mix (community based order & fine)	0 -	0 -	0 -	1 <1%	0 -
Aggregate home detention	0 -	0 -	0 -	0 -	1 1%
Aggregate fine	0 -	0 -	0 -	1 <1%	0 -
People sentenced	125	154	104	162	77

Age and gender of people sentenced

Figure 4 shows the gender of people sentenced for drug trafficking in a non-commercial quantity grouped by their age¹⁰ between 2002-03 and 2006-07. The average age of people sentenced for drug trafficking in a non-commercial quantity was thirty-six years and seven months. Men sentenced over this period were much older than women (an average age of thirty-seven years and two months for men compared to thirty-four years for women). There were no juveniles sentenced over this period.

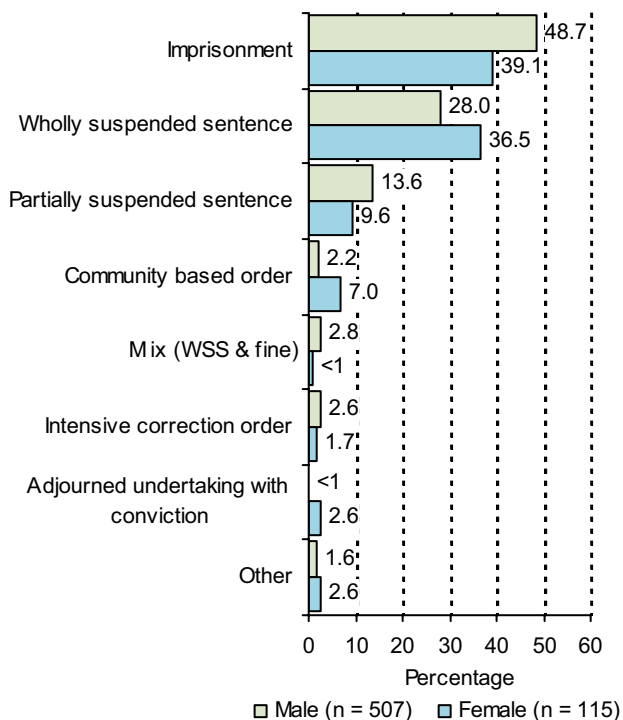
Figure 4: The number of people sentenced for drug trafficking in a non-commercial quantity by gender and age, 2002-03 to 2006-07



Sentence types by gender

Figure 5 and Table 2 show the types of sentence imposed for drug trafficking in a non-commercial quantity grouped by gender. As shown, a higher percentage of men received a period of imprisonment (48.7% compared to 39.1% of women), and a partially suspended sentence of imprisonment (13.6% compared to 9.6%). Conversely, a higher percentage of women received a wholly suspended sentence of imprisonment (36.5% compared to 28.0% of men) and a community based order (7.0% compared to 2.2%).

Figure 5: The percentage of people sentenced for drug trafficking in a non-commercial quantity by sentence type and gender, 2002-03 to 2006-07



Other includes fine, adjourned undertaking without conviction, mix (partially suspended sentence & fine), mix (community based order & fine), aggregate home detention and aggregate fine.

Table 2: The number and percentage of people sentenced for drug trafficking in a non-commercial quantity by gender, 2002-03 to 2006-07

Sentence type	Male	Female	Total
Imprisonment	247	45	292
	49%	39%	47%
Wholly suspended sentence	142	42	184
	28%	37%	30%
Partially suspended sentence	69	11	80
	14%	10%	13%
Community based order	11	8	19
	2%	7%	3%
Mix (wholly suspended sentence & fine)	14	1	15
	3%	<1%	2%
Intensive correction order	13	2	15
	3%	2%	2%
Adjourned undertaking with conviction	3	3	6
	<1%	3%	<1%
Fine	2	2	4
	<1%	2%	<1%
Adjourned undertaking without conviction	2	1	3
	<1%	<1%	<1%
Mix (partially suspended sentence & fine)	1	0	1
	<1%	-	<1%
Mix (community based order & fine)	1	0	1
	<1%	-	<1%
Aggregate home detention	1	0	1
	<1%	-	<1%
Aggregate fine	1	0	1
	<1%	-	<1%
People sentenced	507	115	622

Sentence types by age

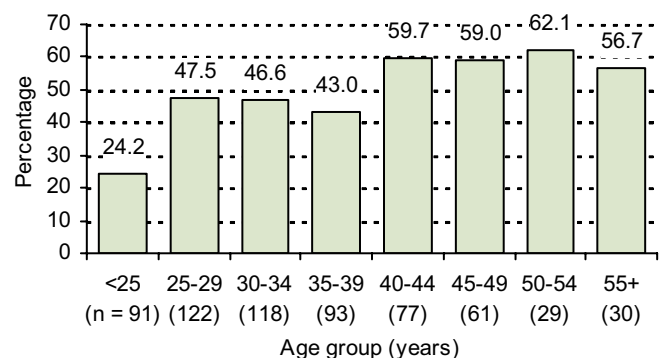
As shown in the table above, the three most common sentence types were imprisonment, wholly suspended sentences of imprisonment and partially suspended sentences of imprisonment. The following analysis examines these sentence types by the offender's age group.

Imprisonment

Sentences of imprisonment were most likely to be given to people aged 50-54 years old (62% or 18 of the 29 people in this age group).

Conversely, sentences of imprisonment were least common for those aged under 25 years (24% or 22 of the 91 people in this age group).

Figure 6: The percentage of people who received a period of imprisonment for drug trafficking in a non-commercial quantity by age group, 2002-03 to 2006-07

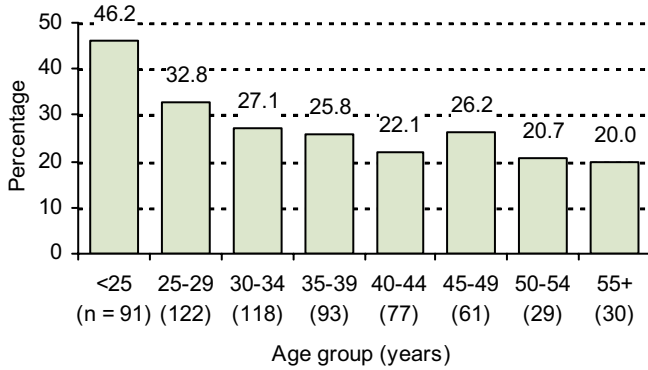


Wholly suspended sentences of imprisonment

Wholly suspended sentences of imprisonment were most likely to be given to people aged under 25 years (46% or 42 of the 91 people in this age group).

Conversely, wholly suspended sentences of imprisonment were least common for those aged 55 years and older (20% or six of the 30 people in this age group).

Figure 7: The percentage of people who received a wholly suspended sentence of imprisonment for drug trafficking in a non-commercial quantity by age group, 2002-03 to 2006-07

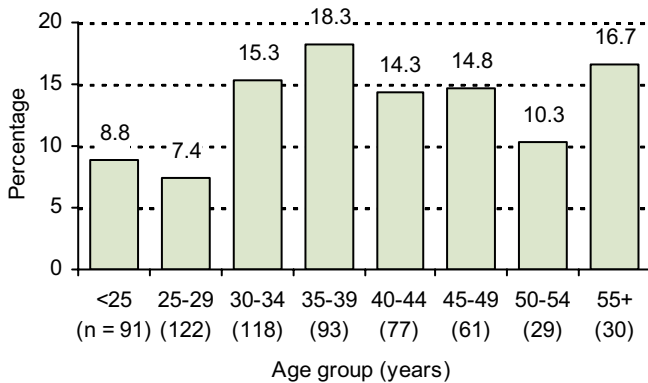


Partially suspended sentences of imprisonment

Partially suspended sentences of imprisonment were most likely to be given to people aged 35-39 years old (18% or 17 of the 93 people in this age group).

Conversely, partially suspended sentences of imprisonment were least common for those aged 25-29 years old (7% or nine of the 122 people in this age group).

Figure 8: The percentage of people who received a partially suspended sentence of imprisonment for drug trafficking in a non-commercial quantity by age group, 2002-03 to 2006-07



Principal and total effective sentences

There are two methods for describing sentence types and lengths - the principal sentence and the total effective sentence.

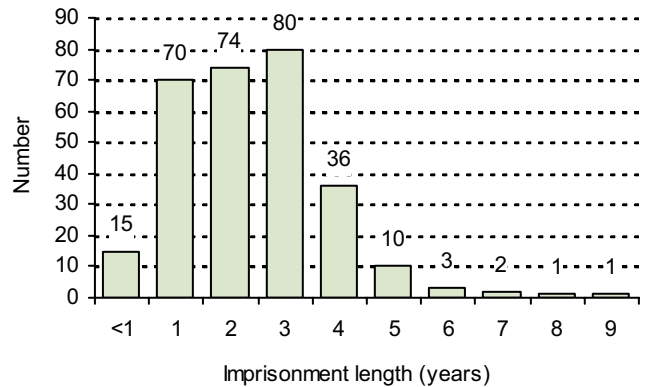
The *principal sentence* is the individual sentence imposed for a single charge. When imposing a sentence for multiple charges, the court imposes a 'total effective sentence'. The *total effective sentence* aggregates the principal sentence handed down for each charge, and takes into account whether sentences are ordered by the court to be served concurrently (at the same time) or cumulatively.

In many cases, the total effective sentence imposed on a person will be longer than individual principal sentences. Principal sentences for drug trafficking in a non-commercial quantity must be considered in this broader context. The following sections analyse the use of imprisonment for drug trafficking in a non-commercial quantity over 2002-03 to 2006-07.

Principal sentence of imprisonment

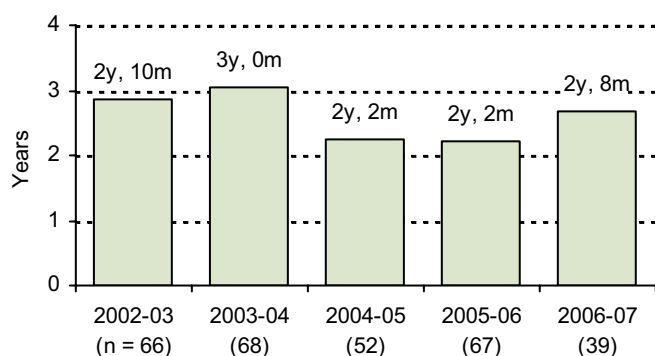
Figure 9 shows the number of people sentenced to imprisonment for drug trafficking in a non-commercial quantity between 2002-03 and 2006-07 by the length of the imprisonment term. Imprisonment terms ranged from one month to nine years, while the median length of imprisonment was two years and six months (meaning that half of the imprisonment terms were shorter than two years and six months and half were longer).

Figure 9: The number of people sentenced to imprisonment for drug trafficking in a non-commercial quantity by length of imprisonment term, 2002-03 to 2006-07



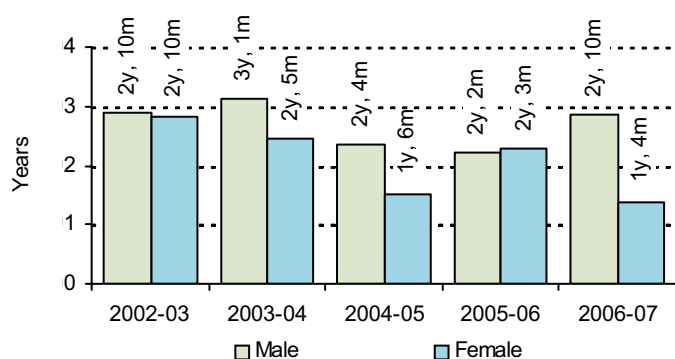
As shown in Figure 10, the average length of imprisonment term imposed on people sentenced for drug trafficking in a non-commercial quantity ranged from two years and two months in 2004-05 and 2005-06 to three years in 2003-04.

Figure 10: The average length of imprisonment term imposed on people sentenced for drug trafficking in a non-commercial quantity, 2002-03 to 2006-07



From 2002-03 to 2006-07, the majority of those people who received a term of imprisonment for drug trafficking in a non-commercial quantity were men (247 people or 84.6%). Figure 11 shows that over the five year period, men also received a longer average term of imprisonment (two years and eight months compared to two years and three months for women).

Figure 11: The average period of imprisonment imposed on people sentenced for drug trafficking in a non-commercial quantity by gender, 2002-03 to 2006-07

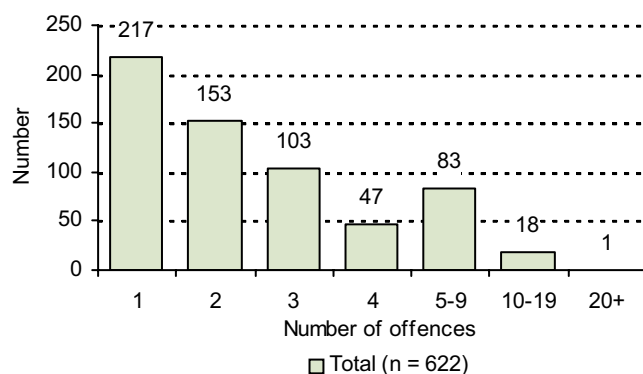


Other offences finalised at the same hearing

Often people prosecuted for drug trafficking in a non-commercial quantity face multiple charges, which are finalised at the same hearing. This section looks at the range of offences for which offenders have been sentenced at the same time as being sentenced for the principal offence of drug trafficking in a non-commercial quantity.

Figure 12 shows the number of people sentenced for the principal offence of drug trafficking in a non-commercial quantity by the total number of offences for which sentences were set. The number of sentenced offences per person ranged from 1 to 23, while the median was 2 offences. There were 217 people (34.9%) sentenced for the single offence of drug trafficking in a non-commercial quantity alone. The average number of offences per person sentenced for drug trafficking in a non-commercial quantity was 2.86.

Figure 12: The number of people sentenced for the principal offence of drug trafficking in a non-commercial quantity by the number of sentenced offences per person, 2002-03 to 2006-07



While Figure 12 presents the number of sentenced offences for those sentenced for drug trafficking in a non-commercial quantity, Figure 13 shows what the accompanying offences were. It shows the number and percentage of people sentenced for the ten most common offences. The last column sets out the average number of offences sentenced per person. For example, 183 of the total 622 people (29.4%) also received sentences for possessing a drug of dependence. On average, they were sentenced for 1.56 counts of possessing a drug of dependence.

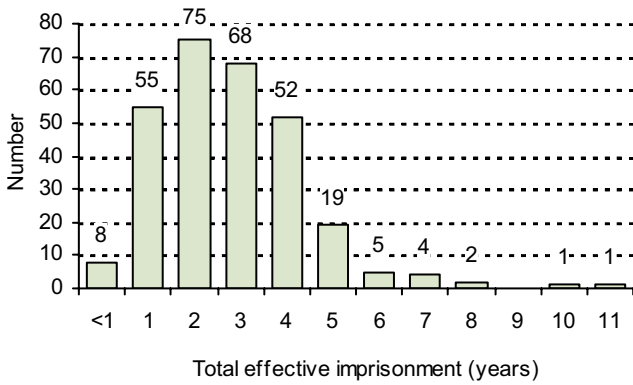
Figure 13: The number and percentage of people sentenced for the principal offence of drug trafficking in a non-commercial quantity by the most common offences that were sentenced and the average number of those offences that were sentenced, 2002-03 to 2006-07

Offence	No.	%	Avg.
1 drug trafficking in a non-commercial quantity	622	100.0	1.54
2 possess a drug of dependence	183	29.4	1.56
3 handling stolen goods	60	9.6	1.72
4 theft	40	6.4	1.30
5 cultivate a narcotic plant	33	5.3	1.00
6 possess document/equipment for trafficking in a drug of dependence	23	3.7	1.09
7 conceal property suspected of being then proceeds of crime	17	2.7	1.41
8 deal with property suspected of being proceeds of crime	13	2.1	1.69
9 prohibited person in possession of a firearm	12	1.9	1.17
10 possess cartridge ammunition - unlicensed	12	1.9	1.00
People sentenced	622	100.0	2.86

Total effective sentence of imprisonment

There were 290 people given a total effective sentence of imprisonment¹¹. Figure 14 shows the number of people sentenced to imprisonment for drug trafficking in a non-commercial quantity between 2002-03 and 2006-07 by the length of their total effective sentence. The length of total effective sentences ranged from twenty one days to eleven years¹², while the median total effective length of imprisonment was three years (meaning that half of the total effective sentence lengths were below three years and half were above).

Figure 14: The number of people sentenced to imprisonment for drug trafficking in a non-commercial quantity by total effective length of imprisonment term, 2002-03 to 2006-07



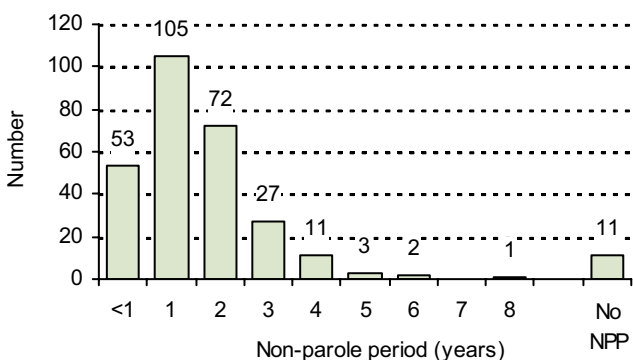
Non-parole period

When a person is sentenced to a term of immediate imprisonment of one year or more, the court has the discretion to fix a non-parole period. Where a non-parole period is fixed, the person must serve that period before becoming eligible for parole. Where no non-parole period is set by the court, the person must serve the entirety of the imprisonment term.

Under s.11(4) of the *Sentencing Act 1991* (Vic), if a court sentences an offender to imprisonment in respect of more than one offence, the non-parole period set by the court must be in respect of the total effective sentence of imprisonment that the offender is liable to serve under all the sentences imposed. In many cases, the non-parole period will be lengthier than the individual principal sentence for drug trafficking in a non-commercial quantity. Sentences and non-parole periods must be considered in this broader context.

Of the 290 people who were sentenced to imprisonment for drug trafficking in a non-commercial quantity, 282 were eligible to have a non-parole period fixed¹³. Of these people, 274 were given a non-parole period (97%)¹⁴. Figure 15 shows the number of people sentenced to imprisonment for drug trafficking in a non-commercial quantity between 2002-03 and 2006-07 by the length of their non-parole period. Non-parole periods ranged from two months to eight years, while the median length of the non-parole period was one year and six months (meaning that half of the non-parole periods were below one year and six months and half were above).

Figure 15: The number of people sentenced to imprisonment for drug trafficking in a non-commercial quantity by length of non-parole period, 2002-03 to 2006-07



Note: No NPP refers to sentences of imprisonment that had no non-parole period fixed.

Total effective sentences of imprisonment and non-parole periods

Figure 16 to Figure 18 present the average length of total effective sentence of imprisonment compared to the average length of non-parole period for all people (Figure 16), for men (Figure 17) and for women (Figure 18) from 2002-03 to 2006-07.

From 2002-03 to 2006-07, the average length of total effective sentence for all people ranged from two years and seven months in 2004-05 to three years and four months in 2003-04 and 2006-07. Over the same period, the average length of non-parole period ranged from one year and six months in 2004-05 to two years and one month in 2003-04.

Figure 16: The average total effective sentence and the average non-parole period imposed on people sentenced to imprisonment for drug trafficking in a non-commercial quantity, 2002-03 to 2006-07

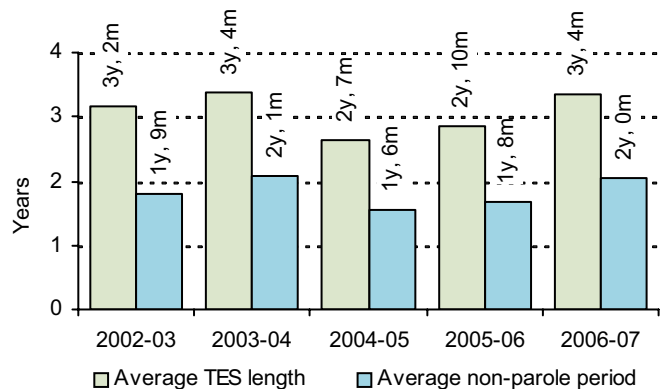
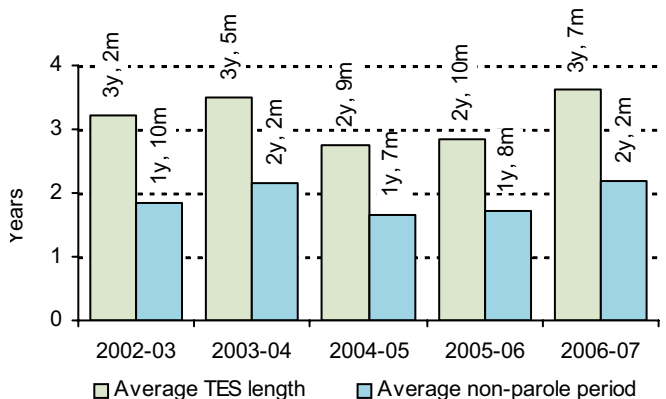


Figure 17 and Figure 18 show the average lengths of total effective sentences of imprisonment compared to the average length of non-parole periods imposed on men and women for drug trafficking in a non-commercial quantity between 2002-03 and 2006-07.

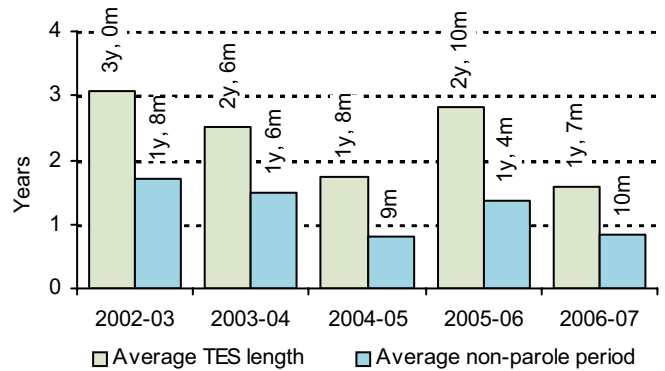
From 2002-03 to 2006-07, the average length of total effective sentence for men ranged from two years and nine months in 2004-05 to three years and seven months in 2006-07. Over the same period, the average length of non-parole period for men ranged from one year and seven months in 2004-05 to two years and two months in 2003-04 and 2006-07.

Figure 17: The average total effective sentence and the average non-parole period imposed on men sentenced to imprisonment for drug trafficking in a non-commercial quantity, 2002-03 to 2006-07



The average length of total effective sentence for women ranged from one year and seven months in 2006-07 to three years in 2002-03. Over the same period, the average length of non-parole period for women ranged from nine months in 2004-05 to one year and eight months in 2002-03.

Figure 18: The average total effective sentence and the average non-parole period imposed on women sentenced to imprisonment for drug trafficking in a non-commercial quantity, 2002-03 to 2006-07

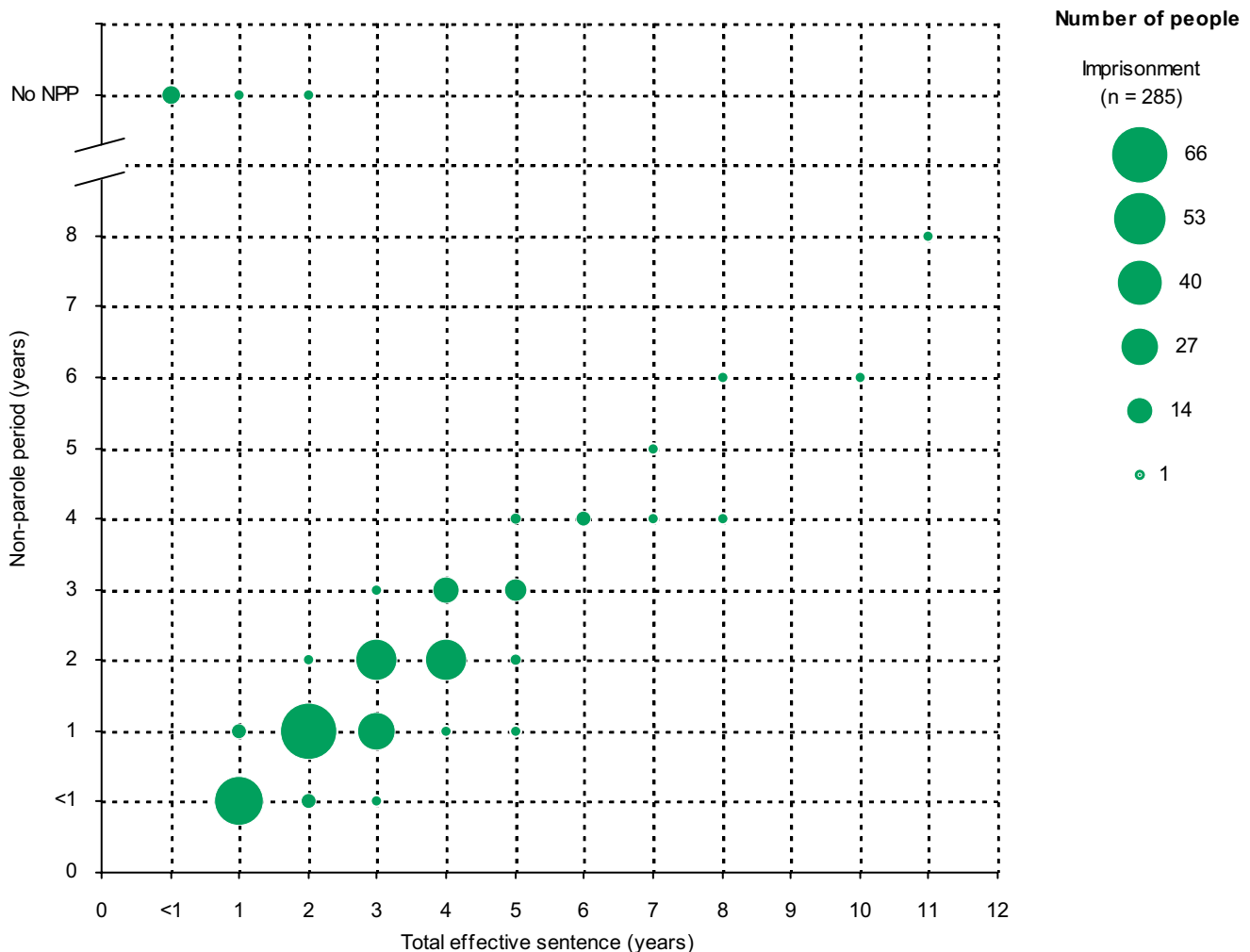


Total effective sentence of imprisonment by non-parole period

While Figure 14 and Figure 15 present the lengths of the total effective sentences and non-parole periods separately, Figure 19 combines the two methods of describing sentence lengths in the one diagram. It shows the total effective sentence and non-parole period for drug trafficking in a non-commercial quantity for each individual person.

The centre of each 'bubble' on the chart represents a combination of imprisonment length and non-parole period, while the size of the bubble reflects the number of people who received that particular combination¹⁵. As shown, the most common combination of imprisonment length and non-parole period imposed was two years with a non-parole period of one year (66 people - as represented by the largest 'bubble' on the chart). The length of imprisonment ranged from twenty one days with no non-parole period to eleven years with a non-parole period of eight years¹⁶.

Figure 19: The number of people sentenced to imprisonment for drug trafficking in a non-commercial quantity by the total effective sentence and the non-parole period imposed, 2002-03 to 2006-07¹⁷



Note: No NPP refers to no non-parole period.

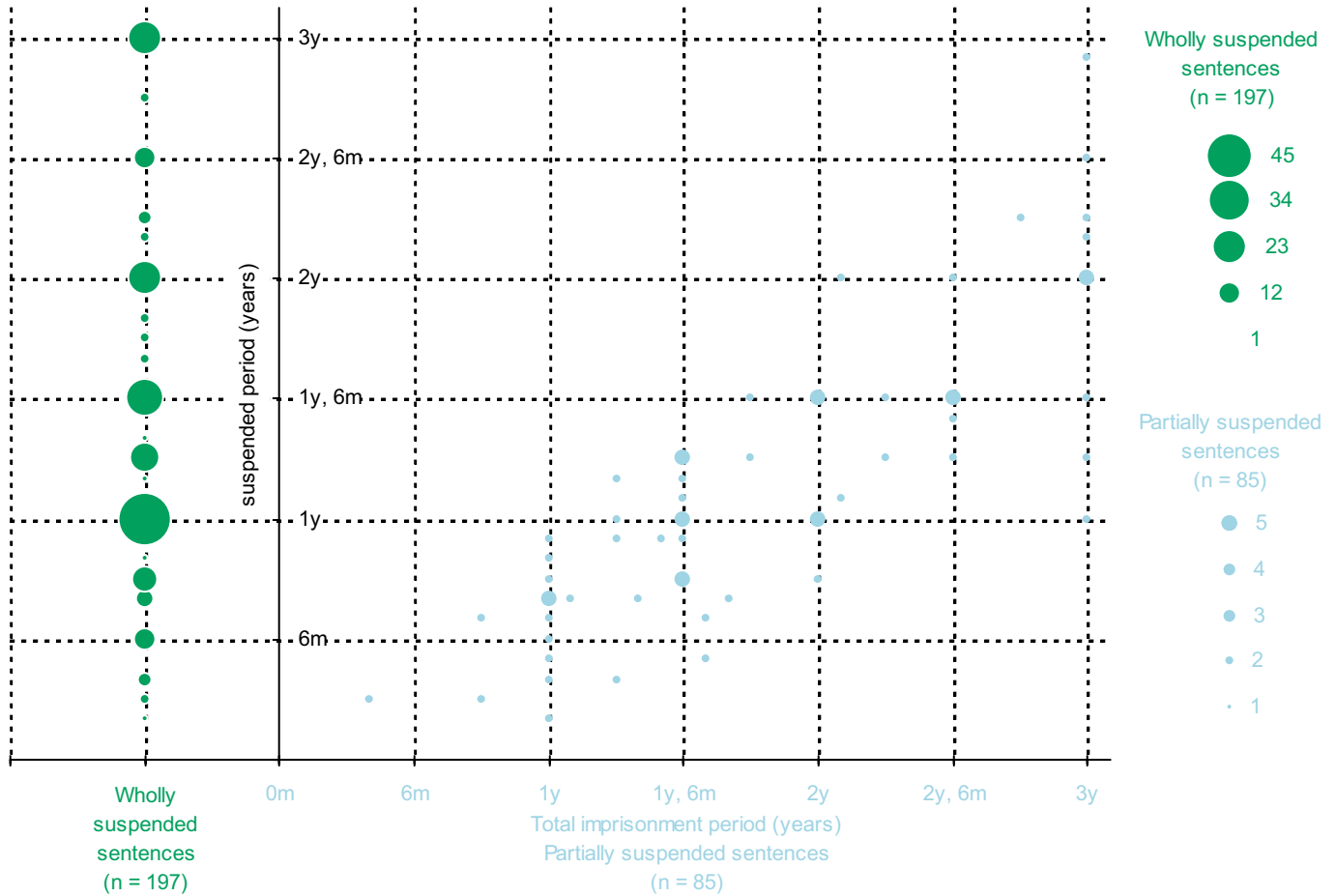
Suspended sentences of imprisonment

There were 282 people given a suspended sentence of imprisonment as their total effective sentence. Of these, 197 people had their prison sentence wholly suspended and 85 received a partially suspended sentence of imprisonment. Figure 20 shows the number of people with a suspended sentence of imprisonment as their total effective sentence by the suspended sentence type and length of sentence. The green 'bubbles' to the left of the vertical axis show the lengths of the wholly suspended sentences, while the blue 'bubbles' to the right of the vertical axis show the combination of total imprisonment length and the suspended period for those sentenced to a partially suspended sentence. The size of the bubble reflects the number of people who received either the wholly or partially suspended prison term.

Wholly suspended sentence lengths ranged from two months to three years. The most common wholly suspended sentence length was one year (45 people - as represented by the largest green 'bubble' on the chart).

The most common partially suspended sentence combinations were one year with eight months suspended, one year and six months with one year suspended, one year and six months with one year and three months suspended, two years with one year suspended and two years and six months with one year and six months suspended (5 people each - as represented by the five largest blue 'bubbles' on the chart).

Figure 20: The number of people given a wholly or partially suspended sentence of imprisonment for drug trafficking in a non-commercial quantity by sentence type and length, 2002-03 to 2006-07

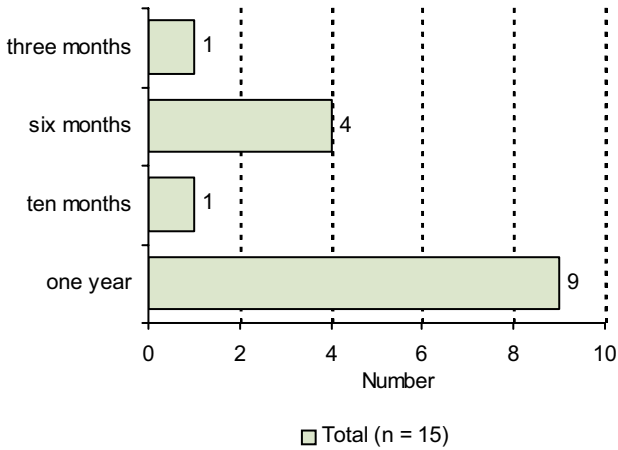


Intensive correction orders

There were 15 people given an intensive correction order as their total effective sentence.

The length of intensive correction orders for drug trafficking in a non-commercial quantity ranged from three months to one year, while the median length was one year.

Figure 21: The number of people sentenced to an intensive correction order for drug trafficking in a non-commercial quantity by length of order imposed, 2002-03 to 2006-07

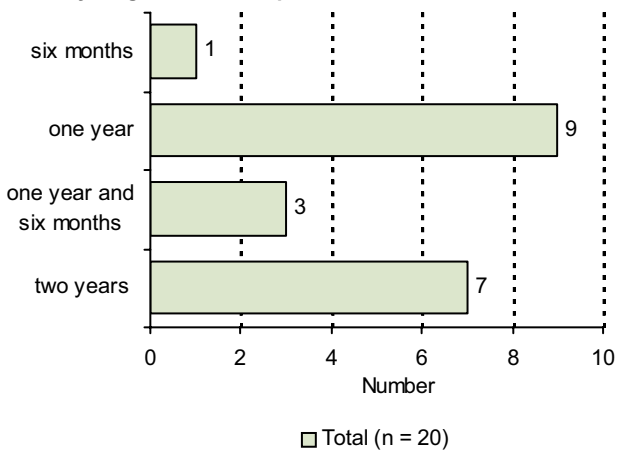


Community based orders

There were 20 people given a community based order as their total effective sentence.

The length of community based orders for drug trafficking in a non-commercial quantity ranged from six months to two years, while the median length was one year and one month (meaning that half of the lengths were shorter than or equal to one year and one month and half were longer than or equal to one year and one month). The most common length of community based order was one year (9 people).

Figure 22: The number of people sentenced to a community based order for drug trafficking in a non-commercial quantity by length of order imposed, 2002-03 to 2006-07



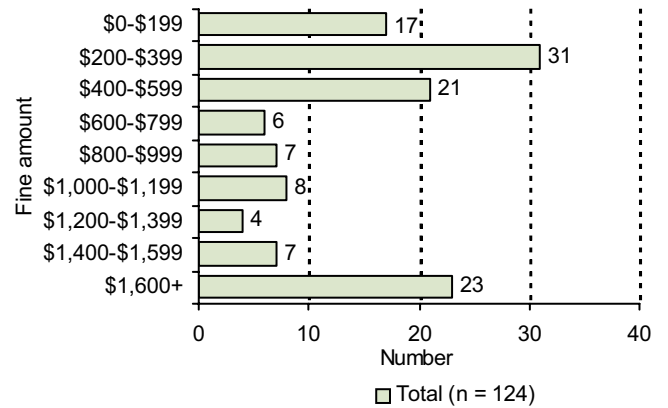
Fines

This analysis includes all fines that were imposed for cases where drug trafficking in a non-commercial quantity was the principal offence. Fines were imposed on 124 people.

The fine amount imposed ranged from \$100 to \$15,350, with a median of \$500 (meaning that half of the values fell below \$500 and half of the values were above \$500).

The average fine amount was \$1,222. The average fine amount imposed against the 105 males was \$1,288, much higher than the average fine for the 19 females (\$861).

Figure 23: The number of people who received a fine for drug trafficking in a non-commercial quantity by fine amount, 2002-03 to 2006-07



Summary

Between 2002-03 and 2006-07, 622 people were sentenced for drug trafficking in a non-commercial quantity in the higher courts. Over this period, the majority of those sentenced were men (82%), while 67% were between the age of 20 and 40 years.

Around half of the people sentenced for drug trafficking in a non-commercial quantity received a period of imprisonment (47%), while 30% received a wholly suspended sentence of imprisonment and 13% received a partially suspended sentence of imprisonment.

Men were more likely than women to be sentenced to a period of imprisonment. Conversely, women were more likely to be sentenced to a wholly suspended sentence of imprisonment.

Imprisonment was more common for those aged older than 40 years of age and wholly suspended sentences of imprisonment were more common for those younger than 25 years of age.

Each of the 622 people was sentenced for an average of 2.86 offences, including 1.54 offences of trafficking in a drug of dependence. The most common offence finalised in conjunction with drug trafficking in a non-commercial quantity was possessing a drug of dependence (29.4% of all cases). The number and range of offences for which people with a principal offence of drug trafficking in a non-commercial quantity were sentenced helps explain why imprisonment sentence lengths were longer for the total effective sentence than for the principal sentence. The median total effective imprisonment length was three years, while the median principal imprisonment length was two years and six months.

Total effective imprisonment lengths ranged from twenty one days with no non-parole period to eleven years with a non-parole period of eight years. The most common sentence of imprisonment was two years with a one year non-parole period.

The most common wholly suspended sentence length was one year.

- 1 This report presents sentencing outcomes for people sentenced for the principal offence of drug trafficking in a non-commercial quantity in the County and Supreme Courts of Victoria. The principal offence describes the offence proven that attracted the most serious sentence according to the sentencing hierarchy. The analysis will therefore exclude people sentenced for drug trafficking in a non-commercial quantity who received a more serious sentence for another offence forming part of the same presentment.
- 2 The information source for sentencing outcomes for drug trafficking in a non-commercial quantity only contains information on age and gender characteristics. No other demographic analysis is possible.
- 3 The statistical information presented here was provided by Court Services, Department of Justice (Vic). While every effort is made to ensure that the data analysed in this report are accurate, the data are subject to revision.

The sentencing database used for this analysis was compiled using conviction returns. Due to incomplete offence information regarding drug trafficking offences on the conviction returns, a further classification exercise was undertaken to determine the specific offence types. This involved reading the sentencing remarks of the particular cases and determining if the quantity of the drug was non-commercial, commercial, or large commercial. In total, there were 858 cases that had drug trafficking (s.71, s.71AA or s.71AC *Drugs, Poisons and Controlled Substances Act 1981* (Vic)) as the principal proven offence over the five year period 2002-03 to 2006-07. Sentencing remarks were located for 647 cases (75.4%). The drug quantities for all of these cases were checked and coded into the appropriate category. The remaining cases had sentences that were all within the statutory maximum penalty for the offence and were therefore assumed to have been recorded correctly in the first instance.

Of the 858 cases, 622 were deemed to be the offence of drug trafficking in a non-commercial quantity (s.71AC *Drugs, Poisons and Controlled Substances Act 1981* (Vic)).

- 4 *Drugs, Poisons and Controlled Substances Act 1981* (Vic) s.71AC.
- 5 *Drugs, Poisons and Controlled Substances Act 1981* (Vic) s.71AC and s.70.
- 6 The value of a penalty unit changes each year and can be found in the Victorian Government Gazette.
- 7 Trafficking in a drug of dependence can be heard summarily in the Magistrates' Court (*Magistrates' Court Act 1989* (Vic), s.53 (1) and Sched. 4). Not all offences for trafficking in a drug of dependence can be tried summarily in the Magistrates' Court. Trafficking in a drug of dependence of a commercial quantity or a large commercial quantity must be heard and determined in the County or Supreme Court, while trafficking in a non-commercial quantity can be heard in the Magistrates' Court.
- 8 Data for sentencing outcomes in the Magistrates' Court are not currently available for detailed analysis.
- 9 Custodial sentence includes imprisonment, partially suspended sentence and mix (partially suspended sentence & fine).
- 10 Age is as at the time of sentencing.
- 11 Of the 292 people who were given a principal sentence of imprisonment, 290 were also given a total effective sentence of imprisonment. There were two people who were given imprisonment as the principal sentence for drug trafficking in a non-commercial quantity and a partially suspended sentence as a total effective sentence.
- 12 In 2003-04, a man aged 37 years was sentenced to two counts of drug trafficking in a non-commercial quantity. He received a total effective imprisonment term of eleven years with a non-parole period of eight years.

- 13 Eight people were not eligible for parole because they were given a total effective sentence length of less than one year.
- 14 Five people were not given a non-parole period relating to that case alone, but a non-parole period that also related to other cases. It is not possible to determine the length of the non-parole period that relates to these cases. The non-parole periods for these people are excluded from the analysis. A non-parole period was not set for three people who were eligible for a non-parole period.
- 15 Sentence lengths that are longer than one year are rounded to the nearest year of imprisonment, while sentence lengths of less than one year are grouped into the '<1 year' category.
- 16 Refer fn. 12.
- 17 This graph includes the 285 people who were given a total effective sentence and a non-parole period that related to this case only.

Authored by Nick Turner, Senior Data Analyst, Sentencing Advisory Council

The author would like to thank James Weatherhead and Jessica Chen for reading sentencing remarks and assisting with the preparation of data analysed in this report.

Published by the Sentencing Advisory Council, Melbourne Victoria Australia, March, 2008.

© Copyright State of Victoria, Sentencing Advisory Council, March, 2008.

ISSN 1832-6153

Authorised by Sentencing Advisory Council, 4/436 Lonsdale Street, Melbourne.
Printed by Bigprint, 50 Lonsdale St, Melbourne

Disclaimer:

The Sentencing Advisory Council draws data for the Sentencing Snapshots from a variety of sources. All original data sources are noted. The Sentencing Advisory Council makes every effort to ensure that data used in the Sentencing Snapshots are accurate at the time of publishing.

“Sentencing Snapshots” form a series that presents summary information on sentencing trends in Victoria. Current issues in the series are:

Sentencing trends in the higher courts, 1998-99 to 2003-04

- No. 4 Murder
- No. 5 Manslaughter
- No. 6 Culpable driving causing death

Sentencing trends in the higher courts, 1999-00 to 2003-04

- No. 7 Rape

Sentencing trends in the higher courts, 2000-01 to 2004-05

- No. 8 Robbery
- No. 9 Armed robbery
- No. 10 Burglary
- No. 11 Aggravated burglary
- No. 12 Causing serious injury intentionally
- No. 13 Causing serious injury recklessly
- No. 14 Causing injury
- No. 15 Affray

Sentencing trends in the higher courts, 2001-02 to 2005-06

- No. 16 Handling stolen goods
- No. 17 Theft
- No. 18 Obtaining financial advantage by deception
- No. 19 Obtaining property by deception
- No. 20 Arson
- No. 21 Attempted murder
- No. 23 Indecent assault
- No. 24 Indecent act with a child under aged 16
- No. 25 Maintain a sexual relationship with a child aged under 16
- No. 26 Rape
- No. 27 Murder
- No. 28 Manslaughter
- No. 29 Culpable driving causing death
- No. 30 Make threat to kill
- No. 31 Sexual penetration of a child aged between 10 and 16
- No. 32 Sexual penetration of a child under care
- No. 33 Sexual penetration of a child aged under 10

Sentencing trends in the higher courts, 2002-03 to 2006-07

- No. 34 Robbery
- No. 35 Armed robbery
- No. 36 Attempted armed robbery
- No. 37 Burglary
- No. 38 Aggravated burglary
- No. 39 Causing serious injury intentionally
- No. 40 Causing serious injury recklessly
- No. 41 Causing injury
- No. 42 Affray
- No. 43 Incest
- No. 44 Trafficking in a non-commercial quantity of drugs
- No. 45 Trafficking in a commercial quantity of drugs
- No. 46 Trafficking in a large commercial quantity of drugs
- No. 47 Cultivating narcotic plants
- No. 48 Cultivating a commercial quantity of narcotic plants

Other topics:

- No. 22 The Victorian criminal justice system

Copies of all the Sentencing Snapshots can be downloaded from our website at

www.sentencingcouncil.vic.gov.au